

Commercial



Commercial shade application

Shade Panels, Shade Sails & Sun Sails



We've Got Options For Your Backyard!

Any size. Any shape. Simple or complex.

- Blends with your home or makes a bold statement.
- Reduces sunlight, allows airflow, and cool breezes.
- Cover seating areas, pools, playgrounds, parking, schools.
- Tailored to your specific needs.
- Can be attached to buildings or used as stand-alone units.



Shade sail



Commercial shade panel



Residential multi shade sail



Made in the USA & locally manufactured. Veteran-owned and operated.



Request a Free Consultation

Talk to an expert!

(916) 381-8888

www.goodwincole.com

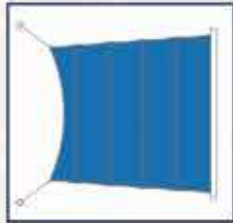
8320 Belvedere Ave. Sacramento, CA 95826

Sun Sails




Elips4sun

- Up to 3 ft² x 22 ft²
- Clew width: 6 ft² or 9 ft²
- Ellipsoidal cut with curved sides
- 4 ropes and 1 mast



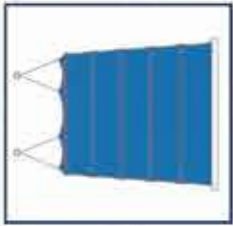
Cross

- Up to 22 ft² x 23 ft²
- Large shaded area
- 2 ropes, each with 1 mast



Cross Pro

- Up to 22 ft² x 23 ft²
- Shortened ropes, suitable for roof terraces and smaller areas
- 2 ropes, each with 1 mast




Line

- Up to 22 ft² x 26 ft²
- Large shaded area
- 4 ropes with 2 masts

Benefits

- 20 contemporary colors
- Special colors by request
- Manual or motorized
- Wind pressure relief via gas pressurized springs
- Canvas rolls up flat when retracted
- Very high resistance to tears and kinks
- 0° – 90° installation angle
- Wall-mounted transmitter, wind and/or sun monitor, individual motor controller
- Extra protection for ocean and severe weather conditions
- All models can be installed as double sails



Additional Features



Cover



Clew



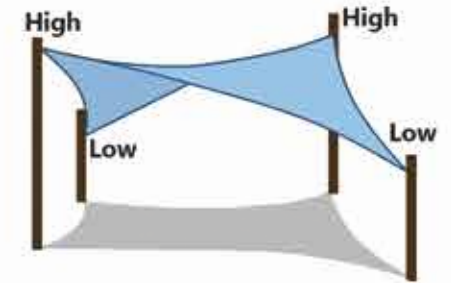
Heating

Custom Shade Sails



- Custom dimensions
- Numerous contemporary colors
- Three-season solution
- We design, engineer, and build
- 3 or 6 Points
- Increase tension by staggering post elevation
- Free-standing or attached to your existing structure
- Winter takedown and spring reinstallation are available

“Whether it’s a triangle shade sail over a driveway or a series of overlapping sails protecting seating, pools, play areas, or parking spaces, we will work with you to determine the best option for your unique requirements.”



Shade Panel

- Custom dimensions
- Numerous contemporary and traditional colors available
- Three-season solution
- No engineering required
- Use as backdrops, ceiling installations, room dividers, shade structures, and more
- Free-standing or attached to your existing structure
- Winter takedown and spring reinstallation available



We have free consultations!

We have the perfect solution for your outdoor area!